




CT8 BRACKET INSTRUCTIONS FOR USE



DEAD ENDING OF FIGURE-8 DROP WIRES WITH CLAMPS AC6 140




DEAD-ENDING OF FLAT / ROUND DROP WIRES WITH DROP WIRE CLAMPS 5/35



End pole : Up to 16 drop wire clamps 5/35 (holes 1 to 16)
 Intermediate poles : Up to 8 drop wire clamps 5/35 (holes 1 to 8 + 9 to 16)

Additional drop wires can be secured to a drop wire plate FE + one bolt 1/12 (holes 1 or 8)

SUSPENSION OF CABLES AT IN-LINE INTERMEDIATE POLES



Securing of 1 or 2 suspension clamps 30/34 with 1 or 2 bolts 1/13 onto 1 square plate 5/39
 The square plate 5/39 can be secured to the bracket CT8 with 2 bolts 1/12 on holes 11+18 or 14+17

Telecommunication


SECURING ON POLES



Securing on metal or wood pole
 with 2 pole bands 20x0.7 mm SB207 + 2 buckles B20


Securing on wood poles
 with one through bolt 1/6 + one coach bolt 1/21

SECURING OF 1/2 PAIRS DROP WIRE BOXES



Securing of drop wire boxes with screws (not supplied)
holes 19 & 20 (small holes next to the band slots)

SECURING OF 10/20 PAIRS DISTRIBUTION BOXES



Securing of the distribution box on a bridle 2/12 + one bolt 1/12
holes 11, 12, 13, 14, 15, 16, 17 or 18